



HAIR.

STRENGTHENING HAIR MATRIX

Hair loss at an early age creates discomfort and embarrassment for anyone, man or woman.

Revitalize Hair acts in the prevention, re-densification, and stimulation of the hair folliculos matrix responsible for the hair, beard and eyebrow growth.

Moreover, **Revitalize Hair** acts at the dermal level on the fibroblasts situated next to the folliculos bulbs optimizing the development of the hair matrix.



MYF504

REVITALIZE HAIR

Indication: Nourishing the scalp and promoting hair growth.

Contents:

- Biotin
- Caffeine
- Panthenol
- Ginko Biloba
- Hyaluronic Acid
- Propylene Glycol
- Glutamine
- Glicine
- Arginine HCl
- Hydroxypropyl methylcellulose
- EGCG

Packaging:
5 vials, 10 ml each

PROTOCOL OF TREATMENT:

PREPARATION

- A patch test must to be carried out 24 hours before treatment (with a sterile needle pierce the skin superficially behind the ear or on the forearm apply a tiny droplet of the serum and leave in place for minimum 24 hours). **If the skin reacts do not proceed with the treatment.**
 - Clean and sterilise the chosen area to be treated.
- Mix the content of 2 ampoules of **Revitalize Booster** into a vial of **Revitalize Hair**.
 - Shake until an homogeneous emulsion forms.




HAIR REINFORCEMENT

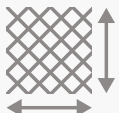
One session per week for a maximum of 6 weeks.

TREATMENT


- 1** Remove the needle and use the syringe as a pipette to deposit droplets of the solution onto the treatment area. Spread the solution using a cotton bud **0.5ml** of the solution per **10 by 10cm** area.




Amount of solution: **0.5ml**




Treatment area: **10cm x 10cm**
- 2** Choose the depth on the revitalize pen up to **1mm** with the **highest speed** (in case of skin sensitivity use only **0.75mm**). Start working in straight lines horizontally and vertically.




Depth: **0.75-1mm**

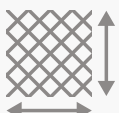


Speed: **fast**




- 3** Apply another **0.5ml** of the solution at the same area.



Amount of solution: **0.5ml**



Treatment area: **10cm x 10cm**
- 4** Work with the **Revitalize Pen** in a circular motion covering all the area with the **same depth and speed**.


Revitalize Pen depth: **0.75-1mm**

HAIR TRANSPLANT SUPPORT

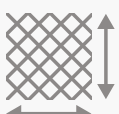
One session per week for minimum 6 weeks.

TREATMENT


- 1** Remove the needle and use the syringe as a pipette to deposit droplets of the solution onto the treatment area. Spread the solution using a cotton bud **0.5ml** of the solution per **10 by 10cm** area.




Amount of solution: **0.5ml**




Treatment area: **10cm x 10cm**
- 2** Choose the depth on **Revitalize Pen** to **1mm** with **medium speed**. Start working in straight lines horizontally and vertically.




Depth: **1mm**

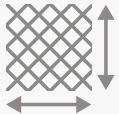


Speed: **medium**




- 3** Apply another **0.5ml** of the solution at the same area.



Amount of solution: **0.5ml**



Treatment area: **10cm x 10cm**
- 4** Work with the **Revitalize Pen** in a circular motion covering all the area with the **same depth and speed**.

Revitalize Pen depth: **1mm**

HAIR.


STRENGTHENING HAIR MATRIX

BEARD

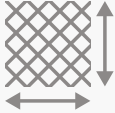
One session per week for a maximum of 6 weeks.

TREATMENT


- Remove the needle and use the syringe as a pipette to deposit droplets of the solution onto the treatment area. Spread the solution using a cotton bud **0.5ml** of the solution per **10 by 10cm** area.




Amount of solution: **0.5ml**




Treatment area: **10cm x 10cm**
- Choose the depth on **Revitalize Pen** to **0.75mm** with the **highest speed**. Start working in straight lines horizontally and vertically.




Depth: **0.75mm**

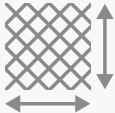


Speed: **fast**



- Apply another **0.5ml** of the solution at the same area.




Amount of solution: **0.5ml**



Treatment area: **10cm x 10cm**
- Work with the **Revitalize Pen** in a circular motion covering all the area with the **same depth** and **speed**.



Revitalize Pen depth: **0.75mm**




EYEBROW

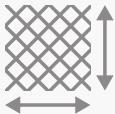
- First 3 weeks: Revitalize Booster and Hair for one session per week.
- Second 3 weeks: Revitalize Hair for one session per week.

TREATMENT

- Remove the needle and use the syringe as a pipette to deposit droplets of the solution onto the treatment area. Spread the solution using a cotton bud **0.5ml** of the solution per **10 by 10cm** area.




Amount of solution: **0.5ml**




Treatment area: **10cm x 10cm**
- Choose the depth on **Revitalize Pen** to **0.5mm** with the **lowest speed**. Start working in straight lines horizontally.




Depth: **0.5mm**

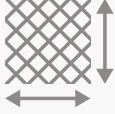


Speed: **slow**

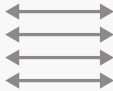

- Apply another **0.5ml** of the solution at the same area.




Amount of solution: **0.5ml**



Treatment area: **10cm x 10cm**
- Work with the **Revitalize Pen** in straight lines horizontally covering the same area with the **same depth** and **speed**.



Revitalize Pen depth: **0.5mm**



POST TREATMENT RECOMMENDATIONS

1. Do not touch the treated area.
2. Avoid skin/hair preparations for 24 hours.
3. Expect swelling redness and bruising (these are temporary).
4. If you experience undue discomfort contact your practitioner immediately.
5. Expect some mild irritation and bumps under the skin (this is normal and will disperse).
6. Keep the treated area dry for 24 hours.
7. Avoid alcohol, exercise and extreme temperature for 48 hours.
8. Stay out of the sun (cover the area if going outside).
9. Avoid sun-beds, saunas and steam rooms.
10. Gently wash with a mild shampoo after 24 hours.
11. Do not use abrasive combs or hairbrushes.
12. Contact your practitioner if you have any concerns following treatment.

Following **Revitalize Hair** clinical trials microneedling techniques obtain the best aesthetic results with less trauma for the patient.

Revitalize Hair can be used with other mesotherapy techniques such as High Frequency (HiFu), Electroporation and Mesogun. Please note that other techniques may require a different setting. Refer to your training manual.

Precautions:

Topical use only, **DO NOT INJECT**. Avoid contact with eyes. In case of contact with eyes, rinse immediately with plenty of water. It is not recommended to use this product if you are allergic to any of its ingredients. Keep out of children's reach. Store under 25°C in a dry place

Do not expose to direct sunlight.

